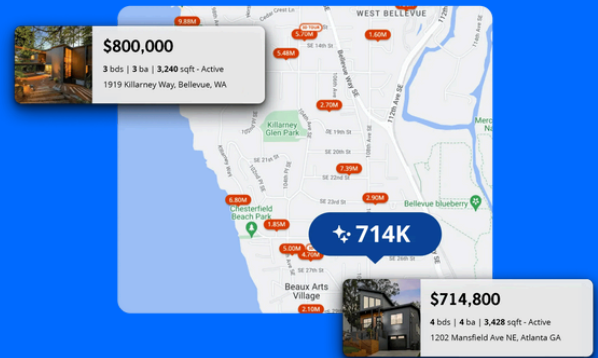


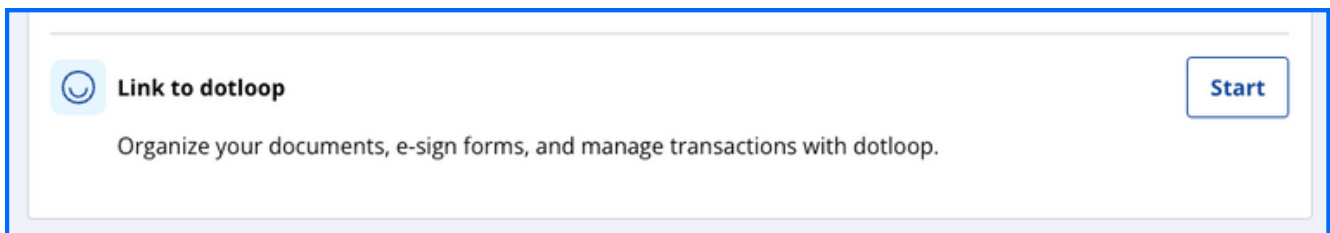
Connect to dotloop



Connecting dotloop

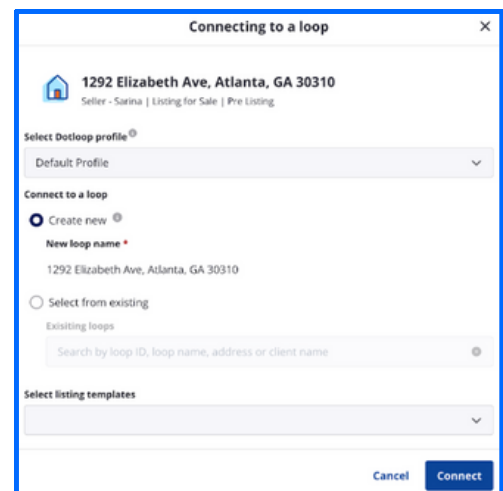
If you have an active dotloop subscription, you can link your Showcase listings to dotloop to quickly move between the listing and the documents, forms and transaction management in dotloop.

- Click “Start” within the “Link to dotloop” field on the listing in Showcase.



If you have more than one dotloop profile, verify which to use for a property. Then, verify whether you’re creating a new loop or linking to an existing one.

- Click “Connect.”



- Once you’ve made the connection to dotloop, it will be listed on the lower right within the property overview.
- Click the address to manage the transaction within dotloop.

If you need assistance, please contact Customer Support at support@showingtimeplus.com or 888.367.4009; Monday – Friday, 8 am – 9 pm EST and Saturday – Sunday, 9 am – 6 pm EST.